FINISHES / FARBEN / FINITIONS

DRIVE

Top

31-CANADIAN OAK
KANADISCHE EICHE
CHENE CANADIEN

34-CHESTNUT
WENGE
WENGE

39-POLAR BIRCH
POLARBIRKE
BOULEAU CLAIR

67-WHITE PASTEL
WEIß PASTELL
BLANC PASTEL

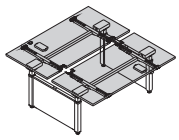

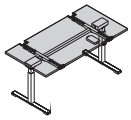

Body / Korpus / Corps

67-WHITE PASTEL
WEIß PASTELL
BLANC PASTEL

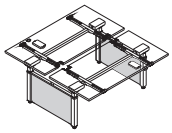

Frame / Gestell / Piétment

15-WHITE
WEIß
BLANC

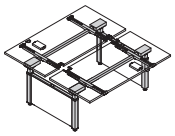

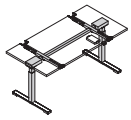

15-WHITE
WEIß
BLANC

25-POLISHED ALUMNUM
ALUMINIUM POLIERT
ALUMINUM POLI

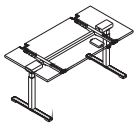

Grommet / Kabeldurchlass / Passes-cables

31-CANADIAN OAK
KANADISCHE EICHE
CHENE CANADIEN

39-POLAR BIRCH
POLARBIRKE
BOULEAU CLAIR

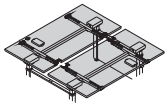

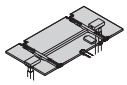

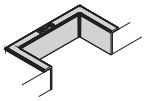

BEIGE
BEIGE
BEIGE

34-CHESTNUT
WENGE
WENGE

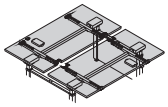

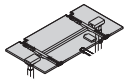

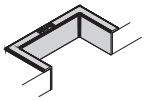

BROWN
BRAUN
BRUN

67-WHITE PASTEL
WEIß PASTELL
BLANC PASTEL

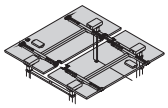

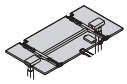

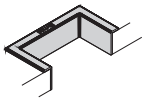

WHITE
WEIß
BLANC

Panels / Stoffpaneele / Cloisonettes

NX2 - BEIGE
BEIGE
BEIGE

NX3 - ORANGE
ORANGE
ORANGE

NX5 - RED
ROT
ROUGE

NX9 - GREEN
GRÜN
VERT

NX10 - GREY
GRAU
GRIS

NX15 - NAVY BLUE
DUNKELBLAU
BLEU MARIN

TECHNICAL SPECIFICATION / TECHNISCHE BESCHREIBUNG / DESCRIPTION TECHNIQUE

1. DESKS / SCHREIBTISCHE / BUREAU

1.1 WORKTOP / ARBEITSPLATTE / PLAN DE TRAVAIL

MFC 28mm/ Melaminplatte 28mm/ Panneau mélaminé 28mm

STANDARD

top with grommets
Platte mit Durchlässen
Plan avec passes-cables

Grommets allow for pannel installation
Kabeldurchlässe notwendig bei der Paneelbefestigung
Passes-cables permettent l'installation de cloisons

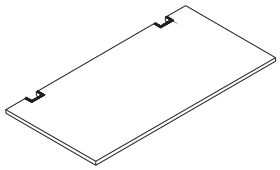

OPTIONS

Top without grommets
Einfache Platte
Plan droit

No possibility for panel installation
Keine Möglichkeit der Paneelbefestigung
version sans passes-cables ne permet pas de fixer les cloisons

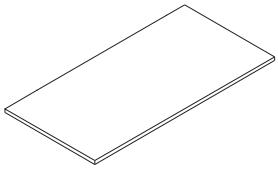

Top with M04 or M05
Platte mit M04 oder M05
Plan droit et M04 ou M05

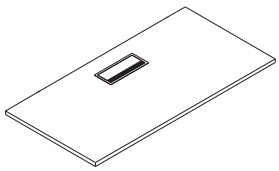

top with grommets and M04 or M05
Platte mit Durchlässen und M04 oder M05/
Plan avec passes-cables et M04 ou M05

Grommets allow for pannel installation
Kabeldurchlässe notwendig bei der Paneelbefestigung
Passes-cables permettent l'installation de cloisons

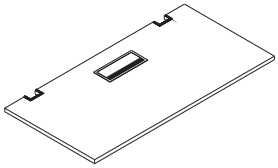

1.2 BODY / KORPUS / CORPS

MFC 28mm / Melaminplatte 28mm / Panneau mélaminé 28mm

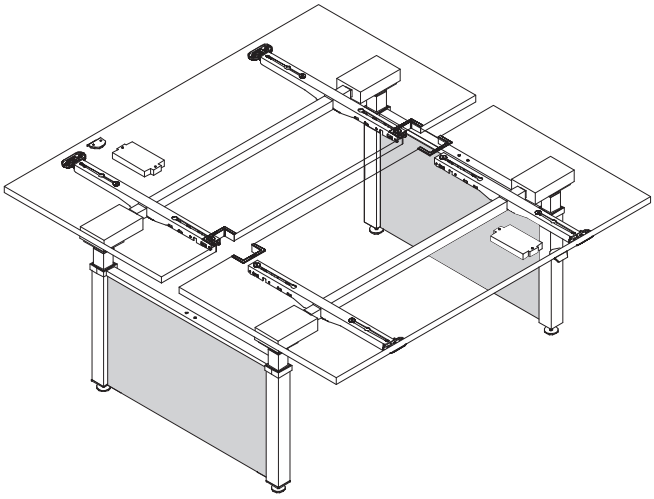

TECHNICAL SPECIFICATION / TECHNISCHE BESCHREIBUNG / DESCRIPTION TECHNIQUE

1.3 FRAME / GESTELL / PIÉTMENT

sliding top system (180mm)
Verschiebene Platte (180mm)
systeme de top coulissant (180mm)

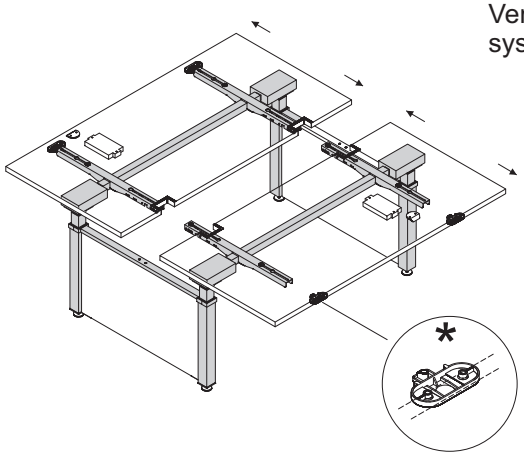

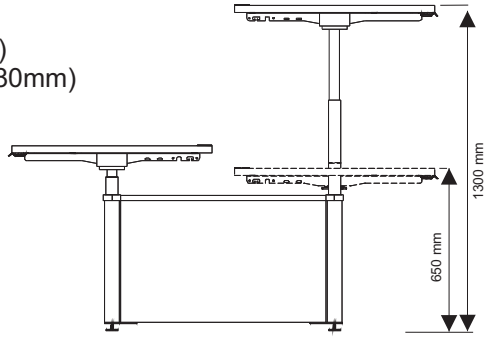

electric height regulation: 650-1300mm
Elektrische Höhenregelung: 650-1300mm
électrique réglage en hauteur: 650-1300mm

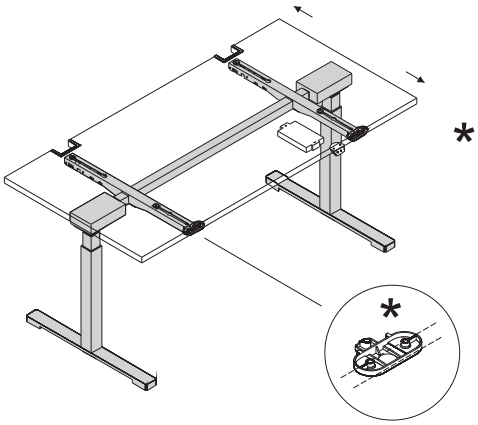

* locks for top positioning
Schnappverschlüsse zum Blockieren
loquets pour le positionnement du top

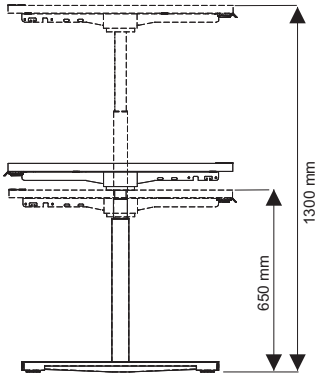

SPECIFICATION / TECHNISCHE BESCHREIBUNG / TECHNISCHE BESCHREIBUNG

EN

SPECIFICATION

Frame width :	1450mm - 1930mm
Frame height :	620mm - 1270mm
Power :	230V AC, 380W, Stand-by 0.3W
Speed :	36mm/s, Super Soft-Start-Stop
Drive :	two synchronized motors with microprocessor control, thermal sensor
Noise level :	<48dB
Lifting power :	100kg
Protection ISP :	anticollision system
Standards :	TUV, ISO 21016, EN 527-2, EN 527-3, 2006/95EC, UL508: 1999,
Directives :	UL 1004 R7.05:1994 R3.06,
Frame :	WE DC 2004/108/WE
	steel, powder coated
	3 profiles 60/60, 50/50, 40/40mm
Feet :	750/65mm with height adjustment
Weight :	net 34kg, total 36kg

DE

TECHNISCHE BESCHREIBUNG

Gestell Breite:	1450mm - 1930mm
Gestell Höhe:	620mm - 1270mm
Netzspannung:	230V AC, 300W,
	Stand by Verbrauch 0,3W
Hubgeschwindigkeit:	36mm/s, Super-Start-Stop
Antrieb:	2 Motoren, Steuerung per
	Microprozessor (synchroner Antrieb),
	Kollisionssensor erhöht die Sicherhert
Antriebsgeräusch:	<48dB
Tragkraft:	100kg
Antrieb geprüft ISP:	Kollisionsschutz
Normen:	TUV, ISO 21016, EN 527-2, EN 527-3,
Directive:	2006/95EC, UL508: 1999,
	UL 1004 R7.05:1994 R3.06,
	WE DC 2004/108/WE
Gestell:	Stahl, pulverbeschichtet,
	Säule besteht aus 3 Teilen:
	60/60, 50/50, 40/40mm
Fußausleger:	750/65mm mit Bodenausgleich
Gewicht:	netto 34kg, brutto 36kg

FR

DESCRIPTION TECHNIQUE

Largeur de piètement :	1450 mm – 1930 mm
Hauteur de piètement :	620 mm – 1270 mm
Alimentation :	230 V AC, 300 W
	en veille 0,3 W
Élévation :	36 mm/s, Super – Start – Stop
Propulsion:	2 moteurs synchrones contrôlés
	par un microprocesseur
	avec sécurité de surcharge
Niveau de bruit :	48db
Portée du piètement :	100 kg
Sécurité ISP :	Système Anticollision
Normes :	TUV, ISO 21016, EN 527-2, EN 527-3
Directives :	2006/95EC, UL508 : 1999
	UL 1004 R7.05.1994 R3.06
	WE DC 2004/108/WE
Piètement :	Acier, peint en poudre
	3 Profils : 60/60, 50/50, 40/40 mm
Pied :	750/65 mm avec règlage de hauteur
Poids :	net 34 kg, brut 36 kg

TECHNICAL SPECIFICATION / TECHNISCHE BESCHREIBUNG / DESCRIPTION TECHNIQUE

2. FABRIC PANELS / STOFFPANEELE / CLOISONS TISSUS

EN
Acoustic: classe „C”
Fire resistant fabric,
Tuckable
Zip fastener

DE
Lärmschutzklasse „C”
Schwer verbrennbarer Stoff
Möglichkeit, Nadeln anzuhängen
Bezug mit Reißverschluss

FR
Cloisonette acoustique, classe „C”
Tissu resistant au feu
Cloisonnette punaisable
Cousu avec fermeture eclaire

* ZD Panel can be used only for benches
Paneele ZD... nur für Bench-Systeme
Cloisons ZD... seulement pour les benches

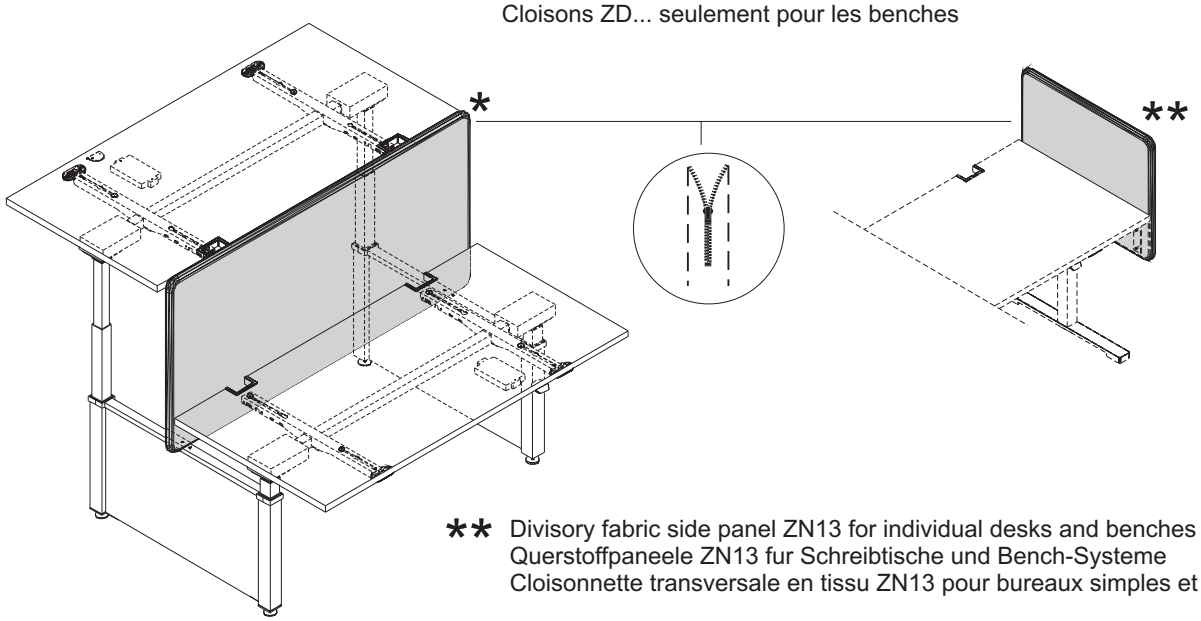

** Divisory fabric side panel ZN13 for individual desks and benches
Querstoffpaneele ZN13 fur Schreibtische und Bench-Systeme
Cloisonnette transversale en tissu ZN13 pour bureaux simples et benches

*** All panels from YAN system can be used for single desks.**

*** Die einzelnen Schreibtischen der Serien: YAN und DRIVE kann man durch dieselben Paneele und Blenden ergänzen.**

*** Avec les bureaux individuels, vous pouvez utiliser les cloisons et voiles de fond de la gamme YAN.**

TECHNICAL SPECIFICATION / TECHNISCHE BESCHREIBUNG / DESCRIPTION TECHNIQUE

3. CABLE MANAGEMENT / ERGÄNZUNGSELEMENTE / ÉLÉCTRIFICATION

3.1 GROMMET PVC / KABELDURCHLASS PVC / PASSES-CABLES PVC

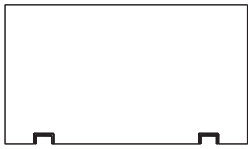

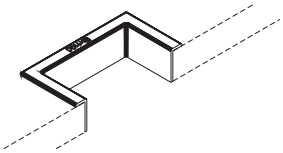

3.2 TOP ACCES M05 ALUMINUM

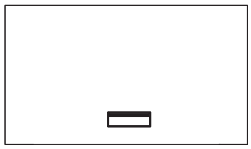

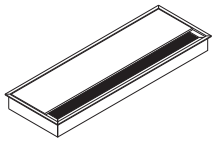

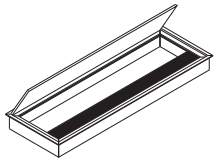

3.3 MEDIABOX M04 ALUMINUM

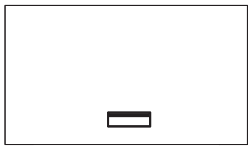

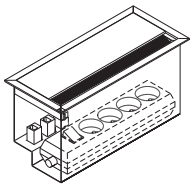

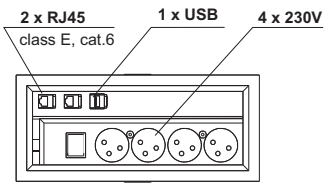

3.4 VERTICAL HITCH S93 / VERTIKALE KABELFÜHRUNG S93 / ORGANISATEUR DE CÂBLE VERTICAL S93

Powder-coated metal element / Metall pulverbeschichtet / Acier peint en poudre

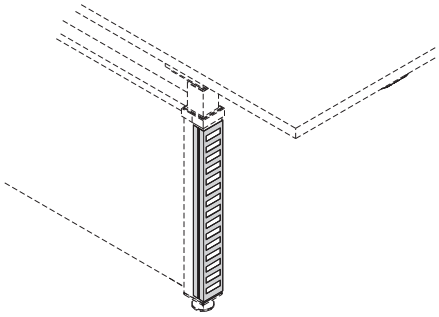

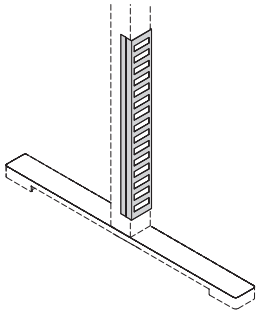

3.5 CABLE TRAY / KABELCHIENEN / CHEMINS DE CABLES
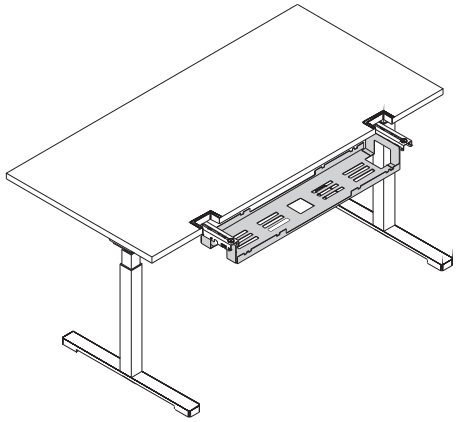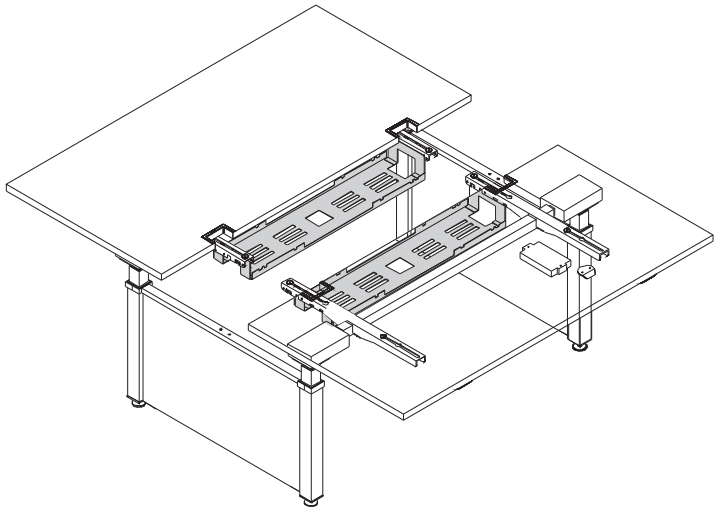
Powder-coated / Metall pulverbeschichtet / Acier peint en poudre